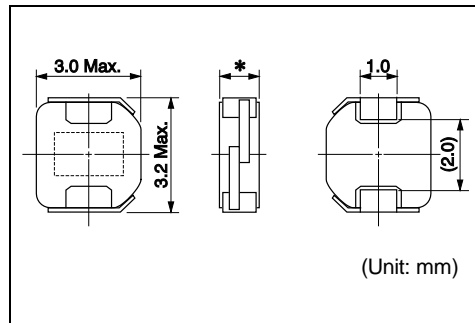

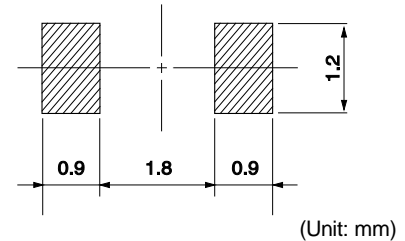


DEM2810C/DEM2812C/DEM2815C/DEM2818C

Inductance Range: 1.0~12μH (DEM2810C), 0.47~12μH (DEM2812C), 0.47~15μH (DEM2815C), 0.47~12μH (DEM2818C)


Recommended patterns
 推荐焊盘尺寸


*DEM2810C: 1.0mm Max.
 DEM2812C: 1.2mm Max.
 DEM2815C: 1.5mm Max.
 DEM2818C: 1.8mm Max.

FEATURES 特点

- Low profile (2.8 × 3.0mm square, 1.0/1.2/1.5/1.8mm Max.height).
- Magnetically shielded construction and low DC resistance.
- Ideal for a variety of DC-DC converter inductor applications.
- RoHS compliant
- 薄型构造（最大2.8毫米×3.0毫米的平面，最大高度1.0 / 1.2 / 1.5 / 1.8毫米）
- 磁性屏蔽结构和低直流电阻
- 是适用于多种DC-DC转换器电感器的理想选择
- 符合RoHS指令

STANDARD PART NUMBERS 标准零件号码
TYPE DEM2810C (Magnetically Shielded, Quantity/reel; 2,000 PCS)

零件号码	电感值 ⁽¹⁾	公差	最大直流电阻 ⁽²⁾ (典型)	最大电感减小电流 ⁽³⁾ (典型)	最大温度上升电流 ⁽³⁾ (典型)
Part Number	Inductance ⁽¹⁾ (μH)	Tolerance (%)	DC Resistance ⁽²⁾ (mΩ) Max. (Typ.)	Inductance Decrease Current ⁽³⁾ (A) Max. (Typ.) $\frac{\Delta L}{L} = 30\%$	Temperature Rise Current ⁽³⁾ $\Delta T = 40^\circ C$ (A) Max. (Typ.)
1224AS-H-1R0N=P2	1.0	± 30	66 (55)	1.6 (2.1)	1.9 (2.2)
1224AS-H-1R5N=P2	1.5	± 30	78 (65)	1.4 (1.8)	1.7 (2.0)
1224AS-H-2R2M=P2	2.2	± 20	102 (85)	1.1 (1.4)	1.4 (1.6)
1224AS-H-3R3M=P2	3.3	± 20	144 (120)	0.90 (1.2)	1.2 (1.4)
1224AS-H-4R7M=P2	4.7	± 20	204 (170)	0.75 (1.0)	1.0 (1.2)
1224AS-H-6R8M=P2	6.8	± 20	300 (250)	0.60 (0.80)	0.85 (1.0)
1224AS-H-100M=P2	10	± 20	432 (360)	0.53 (0.70)	0.71 (0.84)
1224AS-H-120M=P2	12	± 20	540 (450)	0.49 (0.65)	0.55 (0.65)

TYPE DEM2812C (Magnetically Shielded, Quantity/reel; 2,000 PCS)

零件号码	电感值 ⁽¹⁾	公差	最大直流电阻 ⁽²⁾ (典型)	最大电感减小电流 ⁽³⁾ (典型)	最大温度上升电流 ⁽³⁾ (典型)
Part Number	Inductance ⁽¹⁾ (μH)	Tolerance (%)	DC Resistance ⁽²⁾ (mΩ) Max. (Typ.)	Inductance Decrease Current ⁽³⁾ (A) Max. (Typ.) $\frac{\Delta L}{L} = 30\%$	Temperature Rise Current ⁽³⁾ $\Delta T = 40^\circ C$ (A) Max. (Typ.)
1225AS-H-R47N=P2	0.47	± 30	31 (26)	2.5 (3.4)	3.1 (3.7)
1225AS-H-R68N=P2	0.68	± 30	37 (31)	2.0 (2.7)	2.9 (3.4)
1225AS-H-1R0N=P2	1.0	± 30	43 (36)	1.8 (2.4)	2.7 (3.2)
1225AS-H-1R5N=P2	1.5	± 30	52 (43)	1.5 (2.1)	2.4 (2.8)
1225AS-H-2R2M=P2	2.2	± 20	70 (58)	1.2 (1.6)	2.0 (2.4)
1225AS-H-3R3M=P2	3.3	± 20	96 (80)	1.0 (1.4)	1.5 (1.8)
1225AS-H-4R7M=P2	4.7	± 20	126 (105)	0.88 (1.2)	1.4 (1.6)
1225AS-H-6R8M=P2	6.8	± 20	204 (170)	0.72 (0.96)	1.1 (1.3)
1225AS-H-100M=P2	10	± 20	300 (250)	0.58 (0.77)	0.85 (1.0)
1225AS-H-120M=P2	12	± 20	350 (290)	0.55 (0.73)	0.76 (0.95)

continued on next page 接下一页

continued from previous page 接上页

STANDARD PART NUMBERS 标准零件号码
TYPE DEM2815C (Magnetically Shielded, Quantity/reel; 2,000 PCS)

零件号码	电感值 ⁽¹⁾	公差	最大直流电阻 ⁽²⁾ (典型)	最大电感减小电流 ⁽³⁾ (典型)	最大温度上升电流 ⁽³⁾ (典型)
Part Number	Inductance ⁽¹⁾ (μ H)	Tolerance (%)	DC Resistance ⁽²⁾ (m Ω) Max. (Typ.)	Inductance Decrease Current ⁽³⁾ (A) Max. (Typ.) $\frac{\Delta L}{L} = 30\%$	Temperature Rise Current ⁽³⁾ $\Delta T = 40^\circ\text{C}$ (A) Max. (Typ.)
1226AS-H-R47N=P2	0.47	± 30	24 (20)	2.9 (3.8)	3.9 (4.6)
1226AS-H-1R0N=P2	1.0	± 30	32 (27)	2.1 (2.7)	3.3 (3.9)
1226AS-H-1R5N=P2	1.5	± 30	37 (31)	1.7 (2.3)	2.9 (3.4)
1226AS-H-2R2M=P2	2.2	± 20	52 (43)	1.4 (1.8)	2.2 (2.6)
1226AS-H-2R7M=P2	2.7	± 20	63 (53)	1.3 (1.7)	2.0 (2.4)
1226AS-H-3R3M=P2	3.3	± 20	68 (57)	1.1 (1.5)	1.9 (2.3)
1226AS-H-4R7M=P2	4.7	± 20	96 (80)	0.95 (1.3)	1.6 (1.9)
1226AS-H-6R8M=P2	6.8	± 20	156 (130)	0.80 (1.0)	1.2 (1.5)
1226AS-H-100M=P2	10	± 20	216 (180)	0.65 (0.90)	1.0 (1.2)
1226AS-H-120M=P2	12	± 20	275 (228)	0.60 (0.80)	0.85 (1.0)
1226AS-H-150M=P2	15	± 20	324 (270)	0.50 (0.70)	0.80 (0.95)

TYPE DEM2818C (Magnetically Shielded, Quantity/reel; 2,000 PCS)

零件号码	电感值 ⁽¹⁾	公差	最大直流电阻 ⁽²⁾ (典型)	最大电感减小电流 ⁽³⁾ (典型)	最大温度上升电流 ⁽³⁾ (典型)
Part Number	Inductance ⁽¹⁾ (μ H)	Tolerance (%)	DC Resistance ⁽²⁾ (m Ω) Max. (Typ.)	Inductance Decrease Current ⁽³⁾ (A) Max. (Typ.) $\frac{\Delta L}{L} = 30\%$	Temperature Rise Current ⁽³⁾ $\Delta T = 40^\circ\text{C}$ (A) Max. (Typ.)
1227AS-H-R47N=P2	0.47	± 30	20 (17)	3.3 (4.4)	4.7 (5.5)
1227AS-H-1R0N=P2	1.0	± 30	29 (24)	2.3 (3.1)	3.7 (4.3)
1227AS-H-1R5N=P2	1.5	± 30	32 (27)	2.0 (2.6)	3.4 (4.0)
1227AS-H-2R2M=P2	2.2	± 20	47 (39)	1.7 (2.2)	2.6 (3.1)
1227AS-H-3R3M=P2	3.3	± 20	67 (56)	1.3 (1.7)	2.0 (2.4)
1227AS-H-4R7M=P2	4.7	± 20	92 (77)	1.1 (1.4)	1.8 (2.1)
1227AS-H-6R8M=P2	6.8	± 20	146 (122)	0.90 (1.2)	1.3 (1.5)
1227AS-H-100M=P2	10	± 20	204 (170)	0.75 (1.0)	1.2 (1.4)
1227AS-H-120M=P2	12	± 20	258 (215)	0.65 (0.87)	1.0 (1.2)

(1) Inductance is measured with a LCR meter 4284A (Agilent Technologies) or equivalent.

Test frequency at 100kHz

(2) DC resistance is measured with 34420A (Agilent Technologies) or 3541 (HIOKI). (Reference ambient temperature 25°C)

(3) Maximum allowable DC current is that which causes a 30% inductance reduction from the initial value, or coil temperature to rise by 40°C, whichever is smaller. (Reference ambient temperature 20°C)

(1) LCR仪表4284A (Agilent技术)或者功能相同的仪器在100kHz下测试电感值。

(2) 通过数码万用表34420A (Agilent技术) 或者3541(HIOKI)测试直流电阻。(环境温度为25°C)

(3) 允许最大直流电的范围是以下两者中比较小的一个: 引起电感值从最初值降低30%, 或者线圈温度升高40°C。(参考周围环境温度20°C)。